


The Smart Pod User Manual for the Light, Standard, Super

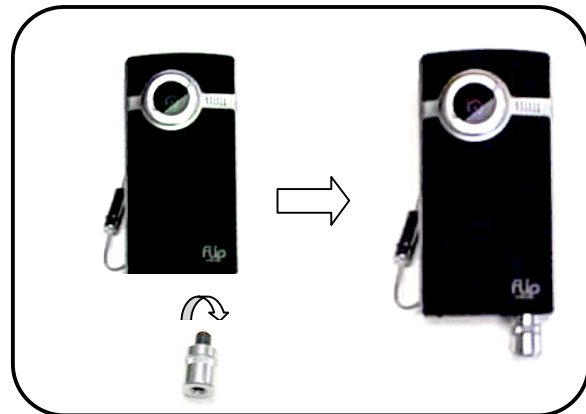
Unpacking and Component Setup:

- ▶ Flexible Arm with two quick coupler ends
- ▶ C-clamp
- ▶ Universal Mounting Stud



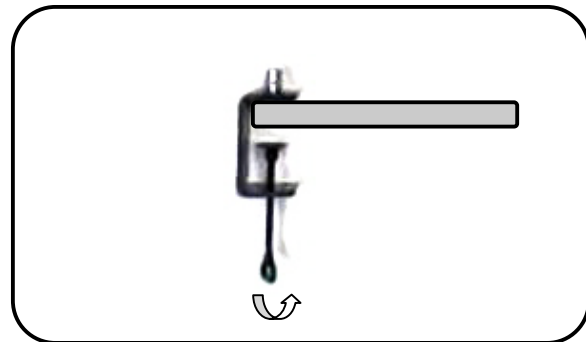
Assembly Instructions:

- 1 Screw the universal mounting stud to the base of your camera or video recorder.

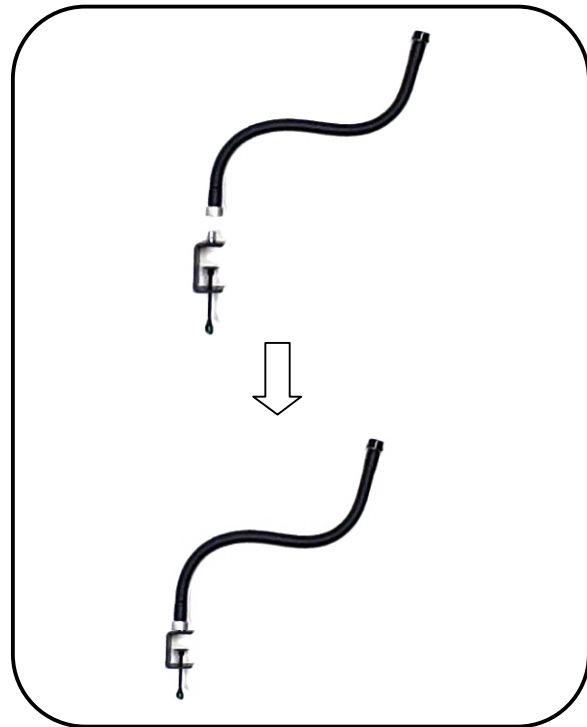


- 2 Secure C-Clamp base to a secure object.

*Disclaimer: Be careful where you attach the clamp. Ensure the clamp is properly secure so that it won't slip during operation.



- 3** Attach Flexible Arm to the C-Clamp base. Pull back on the quick coupler collar and place the flex arm on the mounting stud found on the c-clamp base. Push the collar down until you hear a “click” – this locks the flexible arm into position. It should be flush against the base of the C-Clamp.



- 4** Attach camera with mounting stud to the Flexible Arm. Pull back on the quick coupler collar and insert the camera mount stud into the flexible arm quick coupler. Push on the collar until you hear a “click” – this locks the camera into position. Again test the camera to make sure it is not loose.



WARNING: CHOKING HAZARD – Small parts. Not for children under 8 years. Improper or irresponsible use of The Smart Pod and its accessories can result in damage to your equipment or bodily injury to yourself and/or others. Please exercise caution and good judgment when using this or similar devices. By making this purchase you agree that your use of The Smart Pod and its accessories is at YOUR OWN RISK.

Disclaimers of Warranties and Limitation of Liability: This product is sold and produced by Keynote Products LLC. This product and all associated documents and materials are provided on an “as is” basis without warranties of any kind, either express or implied, including, but not limited to, warranties of title or implied warranties of merchantability or fitness beyond its described purpose. By making this purchase, you have expressly agreed that the use of this product is at YOUR OWN RISK. Under no circumstances, including, but not limited to, negligence, shall Keynote Products LLC (or any of its affiliates, employees, agents, or third party providers) be liable for any direct, indirect, incidental, special or consequential damages that result from the use of, or the inability to use, this product. The limitations apply regardless of whether the party liable or allegedly liable was advised, had other reason to know, or in fact knew of the possibility of such damages. You specifically acknowledge and agree that Keynote Products LLC (and any of its affiliates, employees, agents, or third party providers) is not liable for any defamatory, offensive, or illegal conduct resulting from the use of this product. In states and instances where the sale of “as is” products are not permitted or the prior disclaimer is deemed unfit, Keynote Products LLC will not be liable to a consumer for any damages beyond what the customer has actually paid to Keynote Products LLC.